

SRI KANCHI MAHASWAMI VIDYA MANDIR
FRUITS, VEGETABLES AND FLOWERS

CLASS : I

TASK : 1

Read the passage and answer the following questions



Do you like apples? Apples can be red, yellow or green. Each color tastes different. They are fruit. You can make apples into treats.

Apples grow on trees. They finish growing in the fall. Then you can pick them to eat. When you pick an apple, you twist it and then pull it off the tree.

There are 5 parts of an apple. The outside is the skin. The inside is the flesh. There are seeds inside of the apple. The stem is on top. Some apples have leaves by the stem.

You can prepare apple pie, apple juice or making apple jam.

What else do you know about apples???

Answer the following questions

1) What is the passage about?

2) When do apples finish growing?

3) What colors of apples are grown?

4) What are the parts of an apple?

5) What dishes can be made from apple?

SRI KANCHI MAHASWAMI VIDYA MANDIR
FRUITS, VEGETABLES AND FLOWERS

CLASS : I

TASK : 2

Peter has a Pumpkin farm. Help him to colour the pumpkin.

Subtraction PATCH

Directions: Color the pumpkins by the code.

0 to 5

True - Orange
False - Green

$5 - 4 = 1$

$4 - 2 = 2$

$4 - 4 = 8$

$4 - 3 = 7$

$3 - 1 = 2$

$4 - 0 = 4$

$1 - 1 = 2$

$3 - 3 = 0$

$5 - 2 = 4$


$5 - 5 = 5$

$2 - 1 = 1$


ஸ்ரீ காஞ்சி மஹாஸ்வாமி வித்யா மந்திர்
வகுப்பு: I செயல்திட்டம்: 3

தலைப்பு: பழங்கள், காய்கறிகள் மற்றும் மலர்கள்

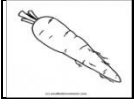
சரியான வார்த்தையைக் கண்டுபிடித்து எழுதுக.



ள் பி ப் ஆ _____



ம் ழு ப மா ம் _____



ர கே ட் _____



ரி கா க தி த் ய் க் _____



ரை தா ம _____



ஜா ரோ

SRI KANCHI MAHASWAMI VIDYA MANDIR
FRUITS, VEGETABLES AND FLOWERS

CLASS : I

TASK : 4

दिए गए चित्रों में से सब्जी, फल और फूल को गिनकर वर्ग में लिखिए। (Count the number of vegetables, fruits and flowers and write them in the given square)



सब्जी

फल

फूल

SRI KANCHI MAHASWAMI VIDYA MANDIR
FRUITS, VEGETABLES AND FLOWERS

CLASS : I

TASK : 5

Circle the fruits, colour them and write its name

